




Behavioral Health Furniture



Behavioral Health by
spec™

A Customer-focused Collaboration

Butler Human Services® Furniture and Spec™ Furniture

Established in 1991 out of a desire to bring a unique customer-oriented approach to the contract marketplace, Spec designs durable, elegant furniture that excels at meeting all core requirements. Combined with a vast array of options, choices, price points, and scales, customers can specify the best possible solution for them.

Spec is recognized as a market leader in the quality, design, and engineering of contract furniture products, focusing on a wide range of markets and designs. Thousands of Spec product installations are in use throughout North America, supported by an industry-leading warranty and a dedication to outstanding customer service.

Butler is pleased to offer a collection of products made by Spec Furniture, a name synonymous with providing quality furniture engineered to meet the needs of the behavioral health industry.



Hardi Rocker

Behavior Health Furniture Built Better



Tailor HD

Hardi Collection

The Hardi Collection can be used anywhere, from the most clinical of settings to calming therapy rooms, activity spaces and patient rooms, to cafeterias and beyond, Hardi has a solution — all models feature the same durable build. Blending safety and well-being into one contoured design, each product in the Hardi series offers comfort to the eye and to the user.


- One piece construction made from roto-molded polyethylene, making the products virtually indestructible
- Nickel-plated, non removable nylon glides secured with Loctite®
- Floor mounting kits available (sold separately)
- Infused with antimicrobial compounds & UV stabilizers
- No protruding legs or hardware
- Easy to clean and maintain
- Choose from six color options, created to provide a soothing atmosphere (colors shown on page 2)



Hardi Rocker

Design Details

The Hardi Collection meets every need with features and options that address the requirements of behavioral health spaces.



Hardi sits tightly to the ground. Nylon glides are optional.



Shallow hand grips make Hardi designs difficult to pick up yet easy to adjust while seated.



The one-piece construction prevents concealment.



Most Hardi models can be weighted on site. A spun-in cap on the underside is secured with tamper-proof fasteners.



Hardi Lounge



Hardi Lounge with Arms



Hardi Club Chair



Hardi Dining Chair with Arms



Hardi Dining Chair



Hardi Rocker

Hardi Seating

Deliberately designed to reduce ligature points, Hardi chairs create a seamless transition between armrests and back. Chairs can be weighted with sand or fastened to the floor in high-risk patient spaces for added security.

Features and Benefits:

- One piece construction made from roto-molded polyethylene, which makes the products virtually indestructible
- Easy to clean
- Infused with antimicrobial compounds & UV stabilizers
- Upholstered seat cushion available
- No protruding legs or hardware
- Shallow hand grips make Hardi difficult to pick up yet easy to adjust when seated
- Can be weighted on site with sand. Spun-in cap closes the opening, secured with tamper-proof fasteners
- Hardi Heavy Duty seating products are durability tested to 500 lbs

Choose from six color options created to provide a calm and soothing atmosphere



Pigeon Blue



Pale Green




Beige Grey



Slate Grey



Dusty Grey



Silk Grey

Hardi Children's Seating

The Hardi children's chair provides a secure seating option for young patients. Chairs can be securely fastened to the floor or weighted down with sand on site to prevent easy movement. The sleek design of the roto-molded build makes Hardi an ideal choice for child-friendly behavioral and healthcare settings.

- Seats standard at 15" high
- Nickel-plated, non removable nylon glides secured with Loctite®
- Upholstered seat cushion available
- Floor mounting kits available
- Sand installation is available in some cases. Contact your Sales Rep for pricing and more information.
- Choose from six warm finish colors



Hardi	SKU	W	D	H	SW	SH	AH	WT
Club Chair	368809	27	27	29.5	23	17.25	25	32
Dining Armless	368701	22	24	33	20	18	-	23
Dining w/Arms	368708	24	24	33	20	18	26	28
Lounge Armless	368801	26	27	29.5	23	17.25	-	25
Lounge w/Arms	368808	27	27	29.5	23	17.25	25	31
Rocker	368840	28	33.75	37.5	20	18.25	25	36
Children's Dining	368702	18	20.5	18	18	15	-	15.5
Heavy Duty Bed	368902	40	84	18	-	-	-	110
Bedside Table	368905	21	19	21	-	-	-	27.5

Hardi Bedroom

Hardi Bedroom furniture maintains a cohesive design so you can be consistent in feel and quality throughout an entire facility. The patient bed and bedside table feature a biophilic texture on the outer case, bringing a touch of nature indoors. Both visually appealing and easy to clean while prioritizing comfort and creating tranquil and personal spaces for patients.

Features and Benefits:

- Heavy duty, one piece construction made from roto-molded polyethylene makes the products virtually indestructible and eliminates spaces for hidden contraband
- Bed bug resistant - no crevices for bed bugs to hide
- Easy to clean
- Infused with UV stabilizers and antimicrobial compound
- No protruding legs or hardware
- Can be weighted on site with sand. Spun-in cap closes the opening, secured with tamper-proof fasteners
- Static load tested to 1400 lbs
- Rip Stop Mattresses are available





Tailor HD with Drum HD Table

Tailor HD Seating

The welcoming look of Tailor HD Seating creates comfortable and safe spaces while addressing the requirements of behavioral health environments.

Tailor HD Roto	SKU	W	D	H	SW	SH	AH	WT
Single Seat	369191MHD	29	30	33	23	18	24.5	119
Bariatric	369101GHD	36	30	33	30	18	24.5	133
Two Seat	369102MHD	52	30	33	23	18	24.5	175
Three Seat	369103MHD	75	30	33	23	18	24.5	231

Features and Benefits:

- Meets seating durability test to 500 lbs per chair
- Separate seat and back
- Wall-saving frame
- Single-piece metal under seat pan with perforations for drainage
- Roto-molded foot in Dusty Grey with nickel-plated, non-removable nylon glides secured with Loctite®
- Tamper-resistant fasteners

Tailor HD Options:

- 1" gaps between seat and arms
- Poly arm cap
- Moisture barrier
- Floor mounting kit

Poly Arm Finishes:

- Black
- Taupe
- Sterling Grey

Metal Finishes:

(used on stretcher under seat)

- Silver
- Deep Taupe
- Nickel
- Black
- Slate Grey
- Soft White
- Umber

Calvin HD Seating

Spec's most popular healthcare products have been adapted to meet the needs of supervised and semi-supervised behavioral health environments. The Heavy Duty line, denoted by the "HD" marker, boasts enhanced durability while seamlessly integrating with our standard furniture collection.



Calvin HD Chair



Calvin HD Bariatric Chair

Calvin HD	SKU	W	D	H	SW	SH	AH	WT
Chair	368101MHD	25	26	33.75	21	18	25	64
Bariatric Chair	368101GHD	34	26	33.75	30	18	25	74

Features and Benefits:

- Separate seat and back
- Fully welded frame
- Tamper proof hardware & secure zippers
- Injection molded plastic glides standard
- Weighted seat with springless cushion

Poly Arm Finishes:

- Black
- Taupe
- Sterling Grey

Metal Finishes:

(used on stretcher under seat)

- Silver
- Deep Taupe
- Nickel
- Black
- Slate Grey
- Soft White
- Umber



1000 Series HD Chairs

1000 Series HD Seating

Features and Benefits:

- One-piece seat and back
- Weighted seat
- Nickel-plated non-removable nylon glides secured with Loctite®
- Tamper proof hardware & secure zippers

Options:

- Moisture barrier
- White nylon caps
- Floor mounting kit

Metal Finishes:

- Silver
- Deep Taupe
- Nickel
- Black
- Slate Grey
- Soft White
- Umber

1000 Series HD	SKU	W	D	H	SW	SH	AH	WT
Chair	361014HD	18.5	22	33	18.5	18	-	64

Cooper Dwight HD Seating



Features and Benefits:

- Separate seat and back
- Replaceable weighted seat with springless cushion
- Side panel options offer variety of style choices
- Fully welded frame with tubular steel legs and sled
- Tamper proof fasteners
- Nickel-plated, non-removable glides secured with Loctite®

Options:

- Floor mounting kit
- 1" extra seat foam
- White nylon caps
- Moisture barrier on seat

Cooper Dwight	SKU	W	D	H	SW	SH	AH	WT
Chair HD Laminate Side Panels	366101MLLHD	25.25	25	33.75	21	18	25	75
Chair HD Uph Outside, Laminate Inside	366101MULHD	25.25	25	33.75	21	18	25	75
Chair HD Laminate Outside, Uph Inside	366101MLUHD	25.25	25	33.75	21	18	25	75
Chair HD Upholstered Side Panels	366101MUUHD	25.25	25	33.75	21	18	25	75

Laminate Finishes:

- Asian Night
- Cafelle
- Empire Mahogany
- Fusion Maple
- New Age Oak
- River Cherry
- Studio Teak
- Walnut Heights
- Wild Cherry

Poly Options:

- Flat style in Black
- Round style in Black
- Round style in Taupe
- Round style in Sterling Grey

Metal Finishes:

- Silver
- Deep Taupe
- Nickel
- Black
- Slate Grey
- Soft White
- Umber



Snowball HD Chairs

HD Dining Seating

HD Dining	SKU	W	D	H	SW	SH	AH	WT
Side Chair	1891HD	20.25	21.5	18	18.5	18	-	44
Arm Chair	1881HD	23.5	21.5	33	18.5	18	26	45

Features and Benefits:

- Weighted seat
- Tamper proof hardware & enclosed seat pan
- Nickel-plated, non-removable glides secured with Loctite® are standard
- 100% recycled plastic seat pan

Options:

- Floor mounting glides
- 1" extra seat foam
- White nylon caps
- Moisture barrier on seat

Metal Finishes:

- Silver
- Deep Taupe
- Nickel
- Black
- Slate Grey
- Soft White
- Umber

HD Occasional and Dining Tables



Trumpet HD Dining Table

Trumpet Features and Benefits:

- Base is weighted with welded solid steel plates
- Tamper-proof fasteners are used to secure table top to base
- Choose any standard laminate from Wilsonart, Pionite, Nevamar, or Formica

Metal Finishes:

- Silver
- Deep Taupe
- Nickel
- Black
- Slate Grey
- Soft White
- Umber



Cube HD Occasional Table

Cube, Drum, and Oval Features and Benefits:

- Cube, Drum, and Oval offer the option to add weight for reduced movement
- Zinc glides with Loctite® are standard
- Choose any standard laminate from Wilsonart, Pionite, Nevamar, or Formica

HD Tables	SKU	W	D	H	WT
Cube HD 18x18	3618SQ16HHD 3618SQ18HHD 3618SQ20HHD 3618SQ22HHD	18	18	16 / 18 / 20 / 22	81
Drum HD 18"	3618D16HHD 3618D18HHD 3618D20HHD 3618D22HHD	18	18	16 / 18 / 20 / 22	78
Oval HD 30 x 36	363036OV16HHD 363036OV18HHD 363036OV20HHD 363036OV22HHD	30	36	16 / 18 / 20 / 22	122
Trumpet HD 24 DIA	3624DTR29HD	24	24	29	99



Hardi Seating with Trumpet Tables



Plan and design your facilities with Butler's many styles and options designed to fit your varied needs. We offer numerous styles of fully-upholstered and wood seating that can be covered in over 1,000 fabrics and vinyls, along with 7 wood finishes.

Call us or visit butlerhumanservices.com for more information and to view our complete product line.



413-A Branchway Road, North Chesterfield, Virginia 23236
877.852.0784 | 804.897.0053 f
sales@butlerhumanservices.com

butlerhumanservices.com